

PT190493-Accommodation

Project:

container: 6000x2438mm, height: 2760mm, clear height: 2500mm. 50mm PIR wall panel, 60mm PIR foam roof, floor: 18mm fibre cement board+PVC floor.

Load:

wind load: 210km/h snow load: 1.00kN/m² floor live load: 2.50kN/m²

Material:

1. roof: 60mm PIR roof, density of PIR: 42kg/m³, 0.5mm/0.5mm, color steel sheet on both sides, RAL9001, AZ50g/m²+PE painted 15/5um.
2. wall panel: 50mm PIR sandwich panel, density of PIR 42kg/m³, 0.50mm color steel sheet on both sides, RAL9001, AZ50g/m²+PE painted 15/5um.
3. floor: 2.0mm PVC floor+18mm fibre cement board, PVC floor similar RAL9001.
4. door: 1030*2150mm steel door (rockwool core), 60mins fire rating, RAL9001.
5. window: 800*1100mm aluminum frame, with flying screen, double glass 5+6+5mm, frame color RAL9001.

电 力
暖 通
动 力
理 质
结 构
会 密
给 排 水

Copyright 2016.
 本图版权归浙江普天集成房屋有限公司所有，基本工图中对本图的任何复制或改动，
 必须经本公司同意并签字。
 THE OWNERSHIP OF THE COPYRIGHT IN THIS DRAWING REMAINS BY
 ZHEJIANG PUTIAN INTEGRATED HOUSING CO., LTD. WRITTEN CONSENT MUST BE
 OBTAINED BEFORE ANY USE OR REPRODUCTION OF THE DRAWING.

证书等级	证书编号
合作设计单位	

浙江普天集成房屋有限公司
 Hangzhou Zhongou Architecture Design (Institute) Co., Ltd.

工序 Process	签名 Signature	日期 Date
审定 Authorized By		
审核 Verified By		
项目负责人 Process		
校对 Checked By		
设计 Designed By	sy	06/29/19
制图 Drawn By	sy	06/29/19
执业印章 Engineer Signature		
出图印章 Engineer Signature		
项目名称 Project Name	Accommodation	
题名 Title	Specification	
工程编号 Project No.	PT190493	专业 Specialty
比例 Scale	1:1	JZ
图号 Drawing No.	J0-0	
未盖技术出图章 本图纸无效 This drawing is valid only after being stamped and		

电力	照明	动力
暖通		
结构		
给排水		
电气		
其他		

Copyright 2016.

本图版权归浙江普天集成房屋有限公司所有，基本工图中所有尺寸均按工艺标准控制。
 THE OWNERSHIP OF THE COPYRIGHT IN THIS DRAWING REMAINS BY ZHEJIANG PUTIAN INTEGRATED HOUSING CO., LTD. WRITTEN CONSENT MUST BE OBTAINED BEFORE ANY USE OR REPRODUCTION OF THE DRAWING.

版本	修改内容	日期	负责人
Rev.	Description	Date	Who send

PTH

Zhejiang Putian integrated housing Co., Ltd.
 Hangzhou Zhongou Architecture Design (Institute) Co., Ltd.

证书等级

证书编号

合作设计单位

工序	签名	日期
Process	Signature	Date
审定		
Authorized By		
审核		
Verified By		
项目负责人		
Process		
设计	sy	06/29/19
Designed By		
制图	sy	06/29/19
Drawn By		

执业印章

出图印章

项目名称

Accommodation


题名

3D

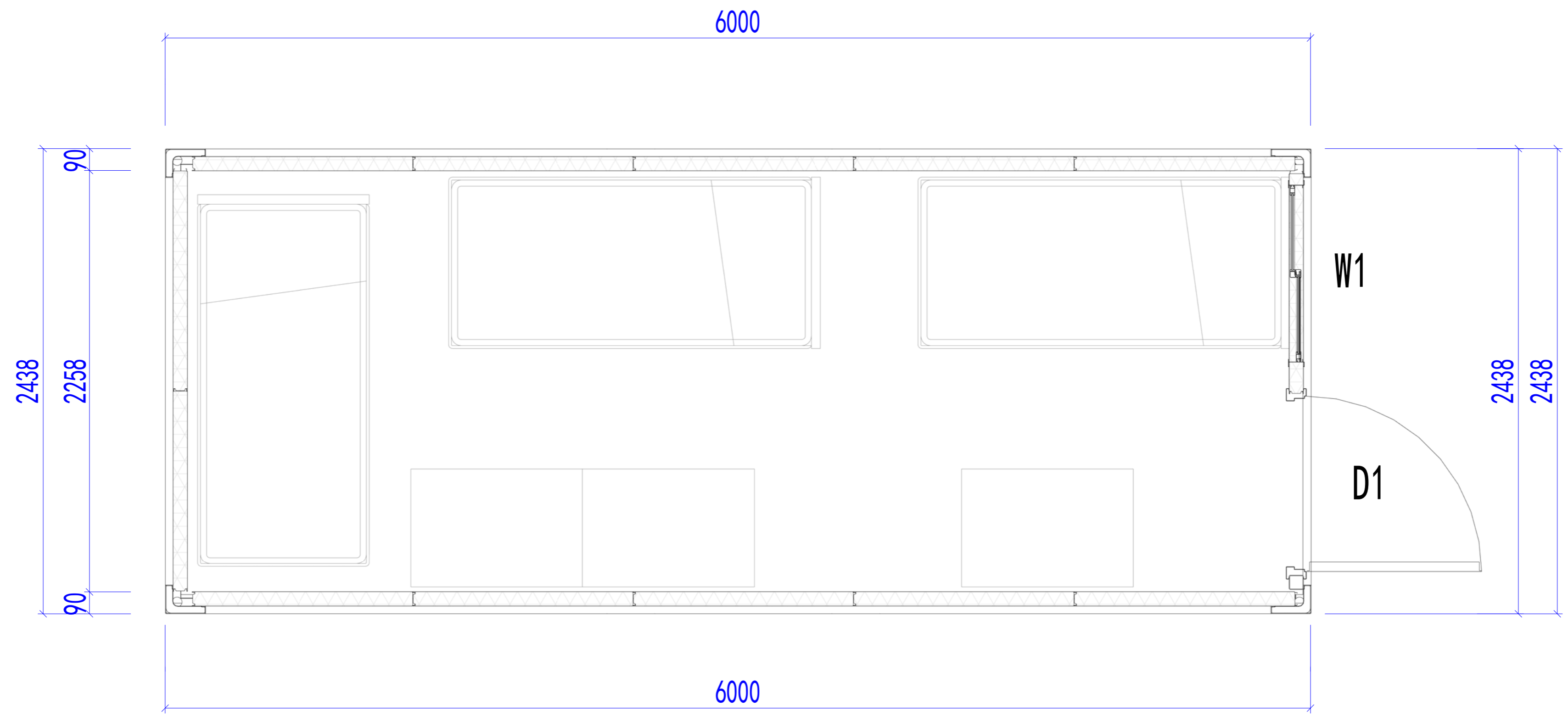
工程编号	PT190493	专业	JZ
Draw		Major	

比例	图号	图名	J0-1
Scale	Number	Name	

未盖技术出图章本图纸无效
 This drawing is valid only after being stamped and



会	理	审	校
密	构	核	对
	水	电	力
	排	暖	通
	风	消	防
	动	力	



Layout plan

Copyright 2016.
 本图版权归浙江普天集成房屋有限公司所有，基本工程材料由普天集成房屋有限公司提供。
 ALL RIGHTS RESERVED. THE OWNERSHIP OF THE COPYRIGHT IN THIS DRAWING REMAINS BY ZHEJIANG PUTIAN INTEGRATED HOUSING CO., LTD. WRITTEN CONSENT MUST BE OBTAINED BEFORE REUSE OR REPRODUCTION OF THE DRAWING.

Rev	Description	Date	Who send

PTH
 Zhejiang Putian integrated housing Co., Ltd.
 Hangzhou Zhongou Architecture Design (Institute) Co., Ltd.

证书等级
 证书编号
 合作设计单位
 Cooperative Designer

工序 Process	签名 Signature	日期 Date
审定 Authorized By		
审核 Verified By		
项目负责人 Process		
校对 Checked By		
设计 Designed By	sy	06/29/19
制图 Drawn By	sy	06/29/19

执业签章
 Engineer Signature

出图签章
 Engineer Signature

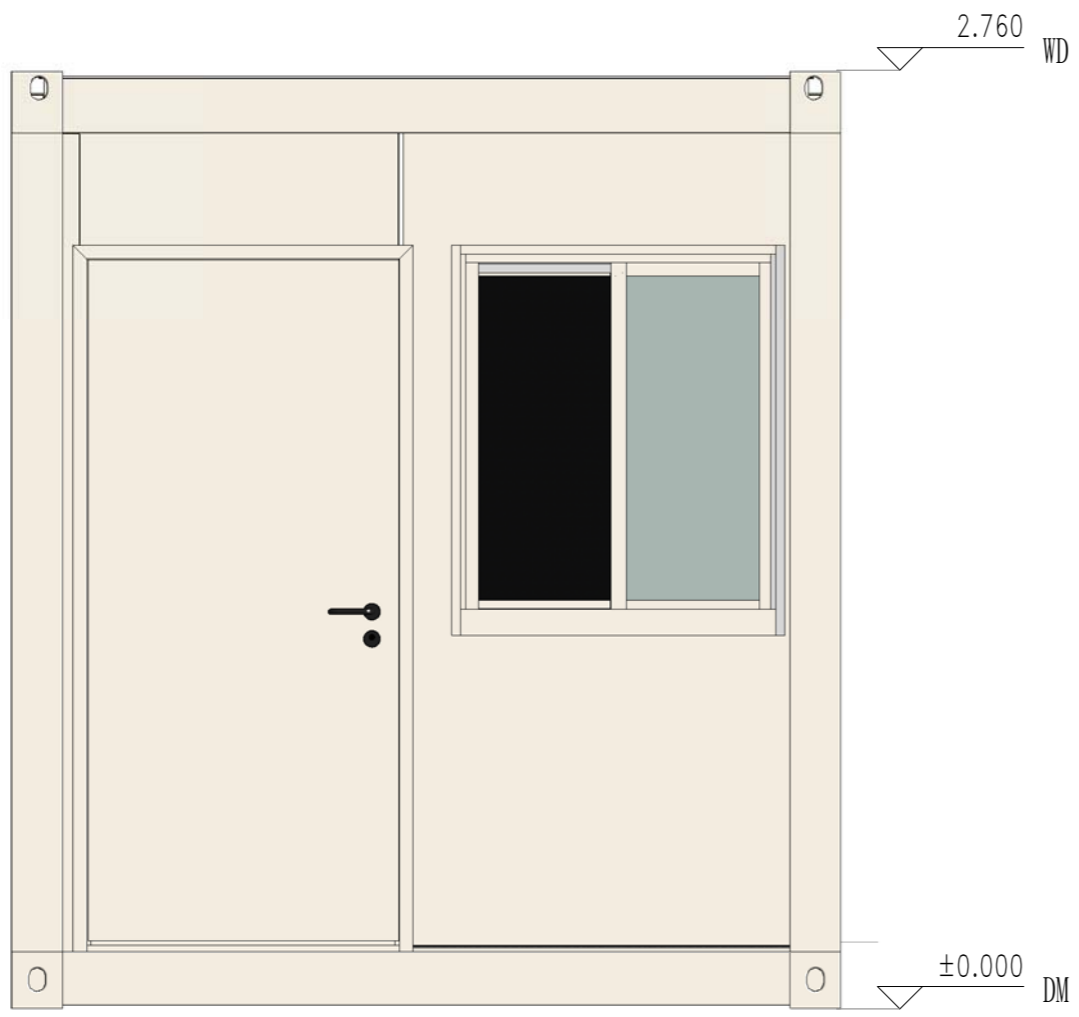
项目名称
 Project Name
 Accommodation

题名
 Title
 Layout plan

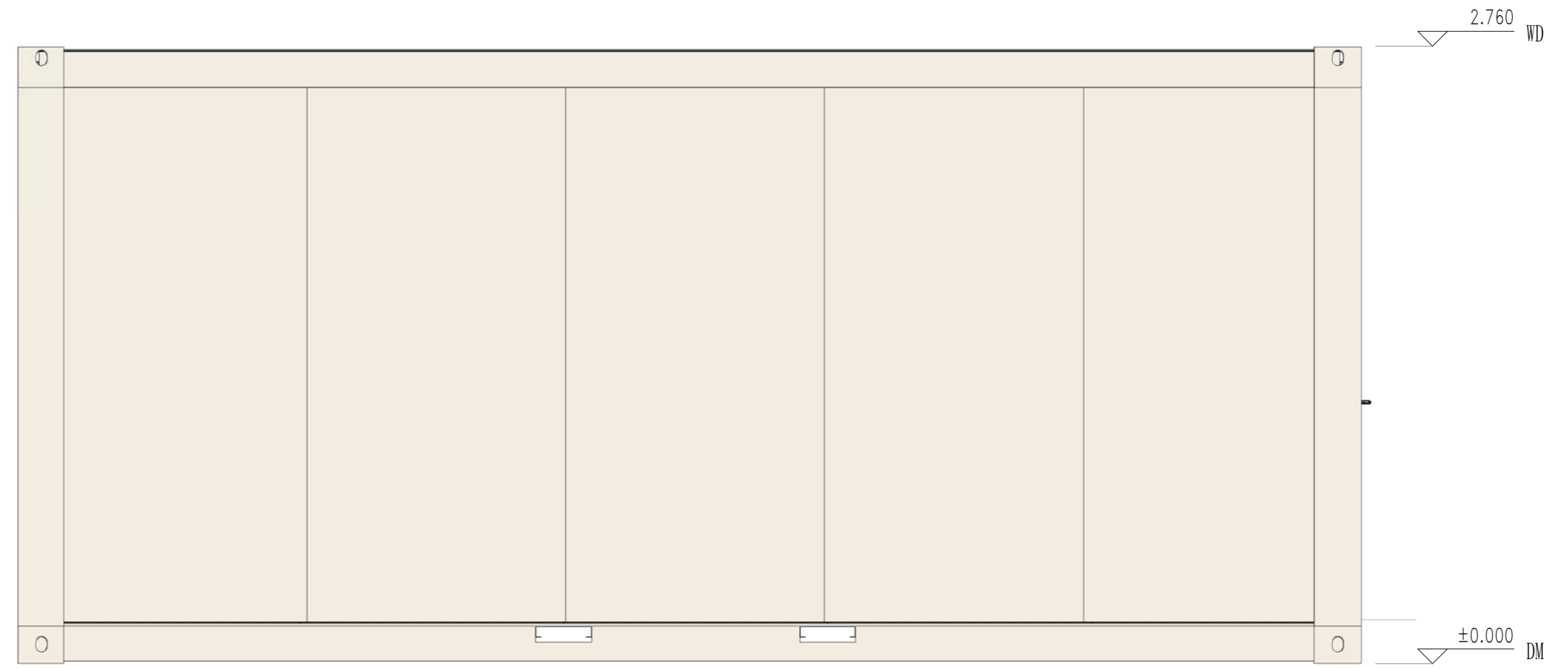
工程编号 Project No.	PT190493	专业 Specialty	JZ
比例 Scale		图号 Drawing No.	J0-3

未盖技术出图章 本图纸无效
 This drawing is valid only after being stamped and signed.

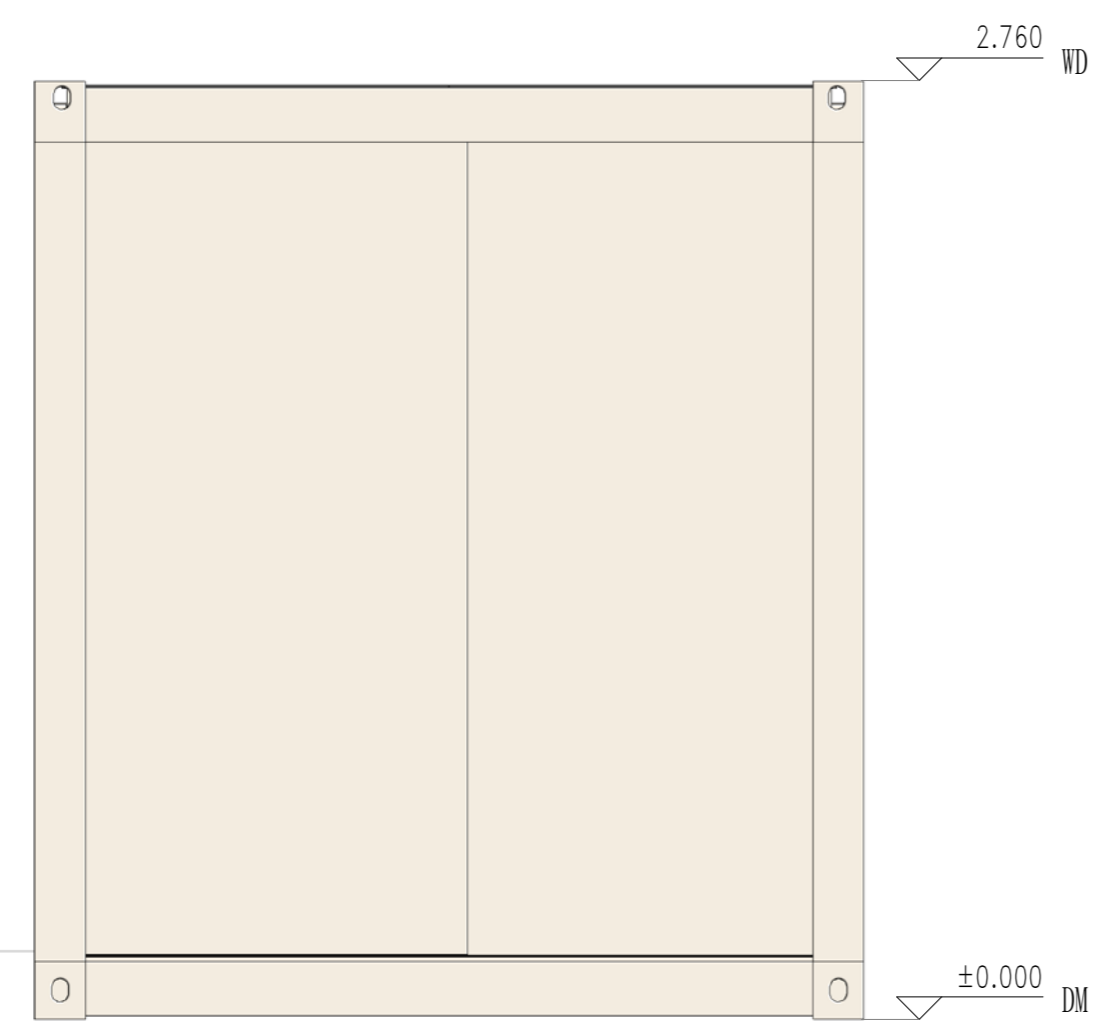
电力	暖通	动力
结构	给排水	
暖通		
给排水		



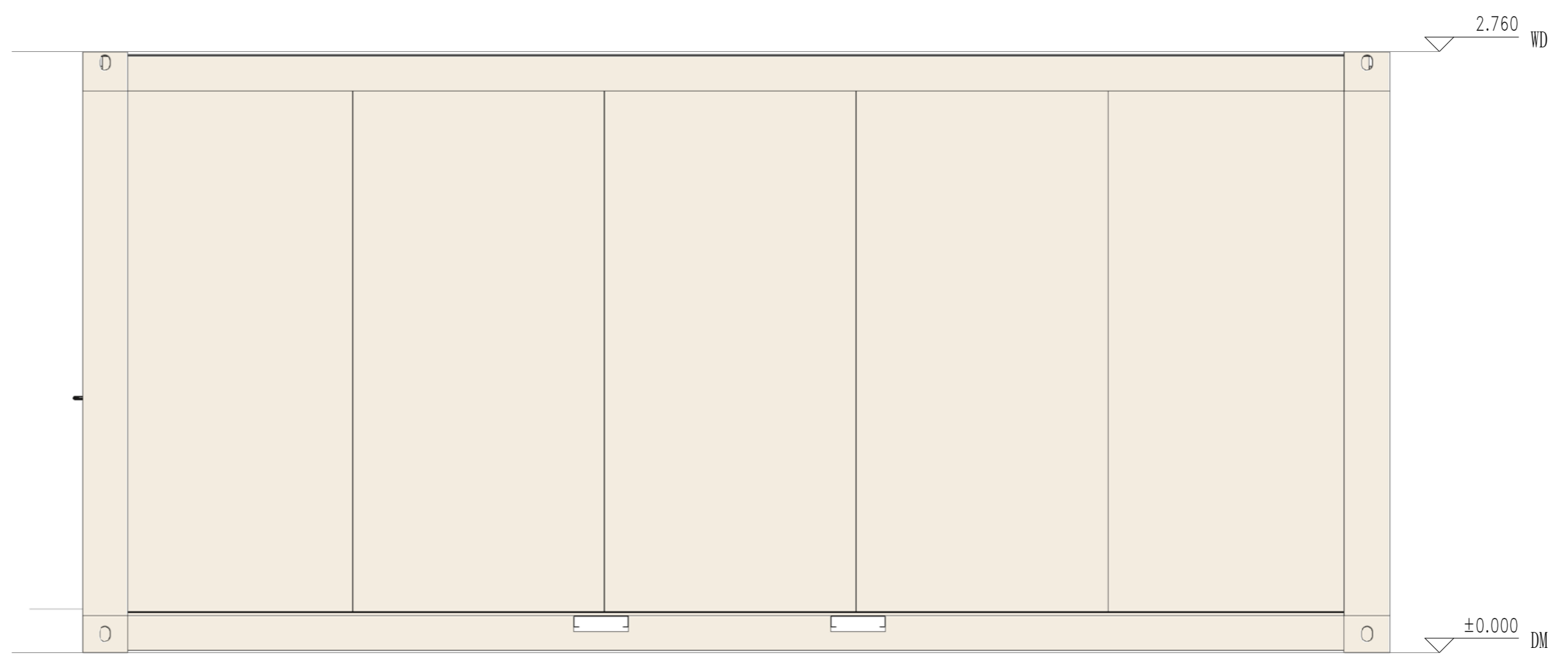
East elevation



South elevation



West elevation



North elevation

Copyright 2016.
 本图档及其附件为杭州中天集成房屋有限公司所有，基本工图档对本公司的知识产权构成限制。
 未经授权，不得复制或传播本图档。THE OWNERSHIP OF THE COPYRIGHT IN THIS DRAWING REMAINS BY ZHEJIANG PUTIAN INTEGRATED HOUSING CO., LTD. WRITTEN CONSENT MUST BE OBTAINED BEFORE ANY REPRODUCTION OF THE DRAWING.

Rev.	Description	Date	Who used

PTH
 Zhejiang Putian integrated housing Co., Ltd.
 Hangzhou Zhongou Architecture Design (Institute) Co., Ltd.

证书等级	
证书编号	

合作设计单位
 Cooperative Designer

工序	Process	签名	Signature	日期	Date
审定	Authorized By				
审核	Verified By				
项目负责人	Process				
校对人	Checked By				
设计	Designed By	sy		06/29/19	
制图	Drawn By	sy		06/29/19	

执业印章
 Engineer Signature

出图印章
 Engineer Signature

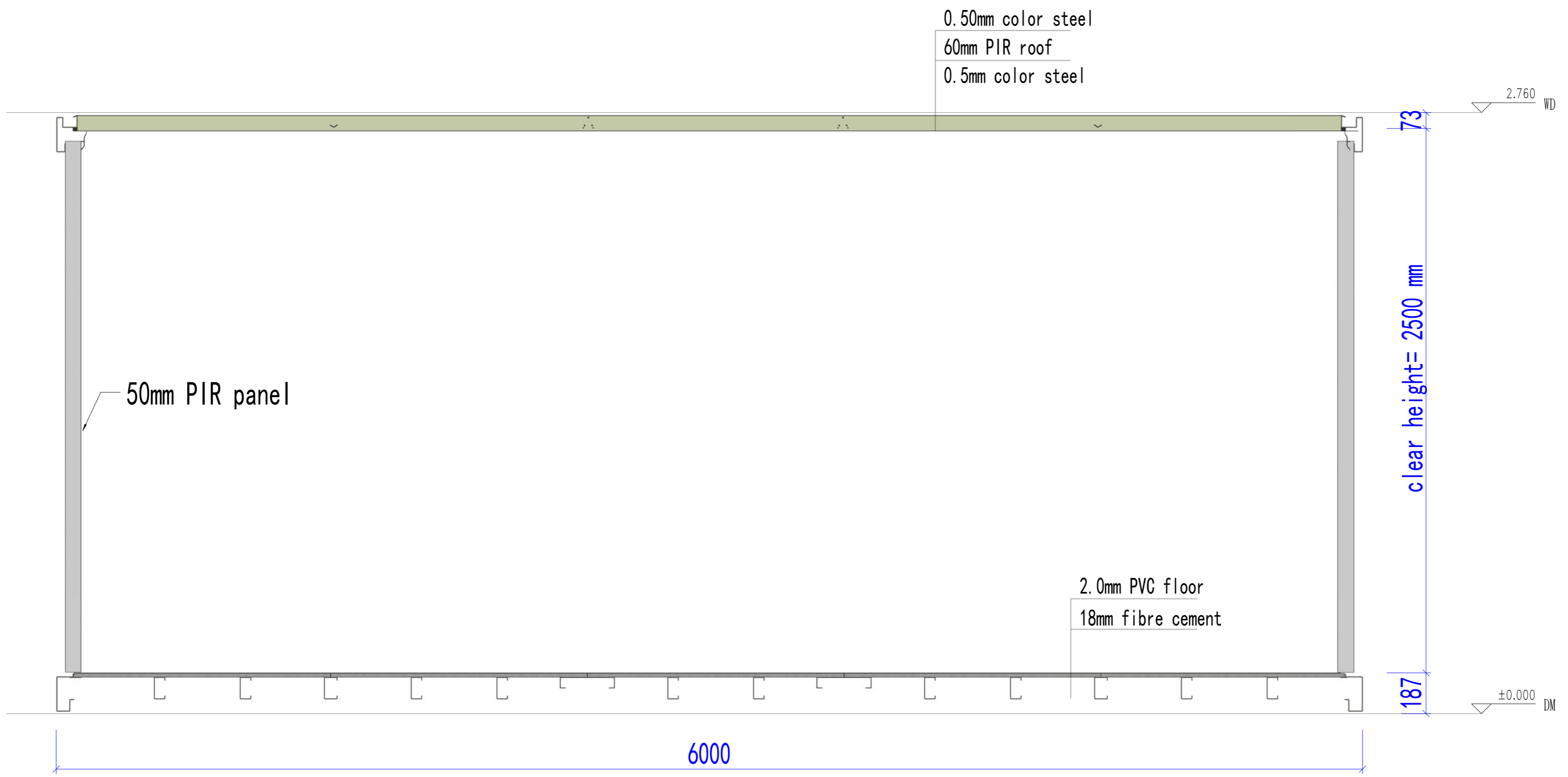
项目名称
 Project Name
 Accommodation

题名
 Title
 Elevation

工程编号	PT190493	专业	JZ
比例	1:100	图号	J0-4

未盖技术出图章 本图纸无效
 This drawing is valid only after being stamped and signed.

电力	暖通	给排水
结构	电气	暖通
暖通	给排水	电气
给排水	电气	暖通



Section

Copyright 2016.
 本图版权归浙江中天集成房屋有限公司所有，基本工程材料清单及材料规格和数量。
 未经本公司书面许可，不得复制或在本图基础上进行任何修改。
 THE OWNERSHIP OF THE COPYRIGHT IN THIS DRAWING REMAINS BY ZHEJIANG PUTIAN INTEGRATED HOUSING CO., LTD. WRITTEN CONSENT MUST BE OBTAINED BEFORE ANY USE OR REPRODUCTION OF THE DRAWING.

Rev.	Description	Date	Who send

PTH
 Zhejiang Putian integrated housing Co., Ltd.
 Hangzhou Zhongou Architecture Design (Institute) Co., Ltd.

证书等级	
证书编号	

合作设计单位
 Cooperative Designer

工序	签名	日期
审定		
审核		
项目负责人		
校对		
设计	sy	06/29/19
制图	sy	06/29/19

执业印章
 Engineer Signature

出图印章
 Engineer Signature

项目名称
 Project Name
 Accommodation

题名
 Title
 Section

工程编号	PT190493	专业	JZ
比例		图号	J0-5

未盖技术出图章 本图纸无效
 This drawing is valid only after being stamped and signed.

电力	照明	动力
暖通	给排水	
结构		
会	密	

Copyright 2016.
 本图版权归浙江中天集成房屋有限公司所有，基本工图中所有标注均按国家规范和标准。
 THE OWNERSHIP OF THE COPYRIGHT IN THIS DRAWING REMAINS BY ZHEJIANG PUTIAN INTEGRATED HOUSING CO., LTD. WRITTEN CONSENT MUST BE OBTAINED BEFORE ANY REPRODUCTION OF THE DRAWING.

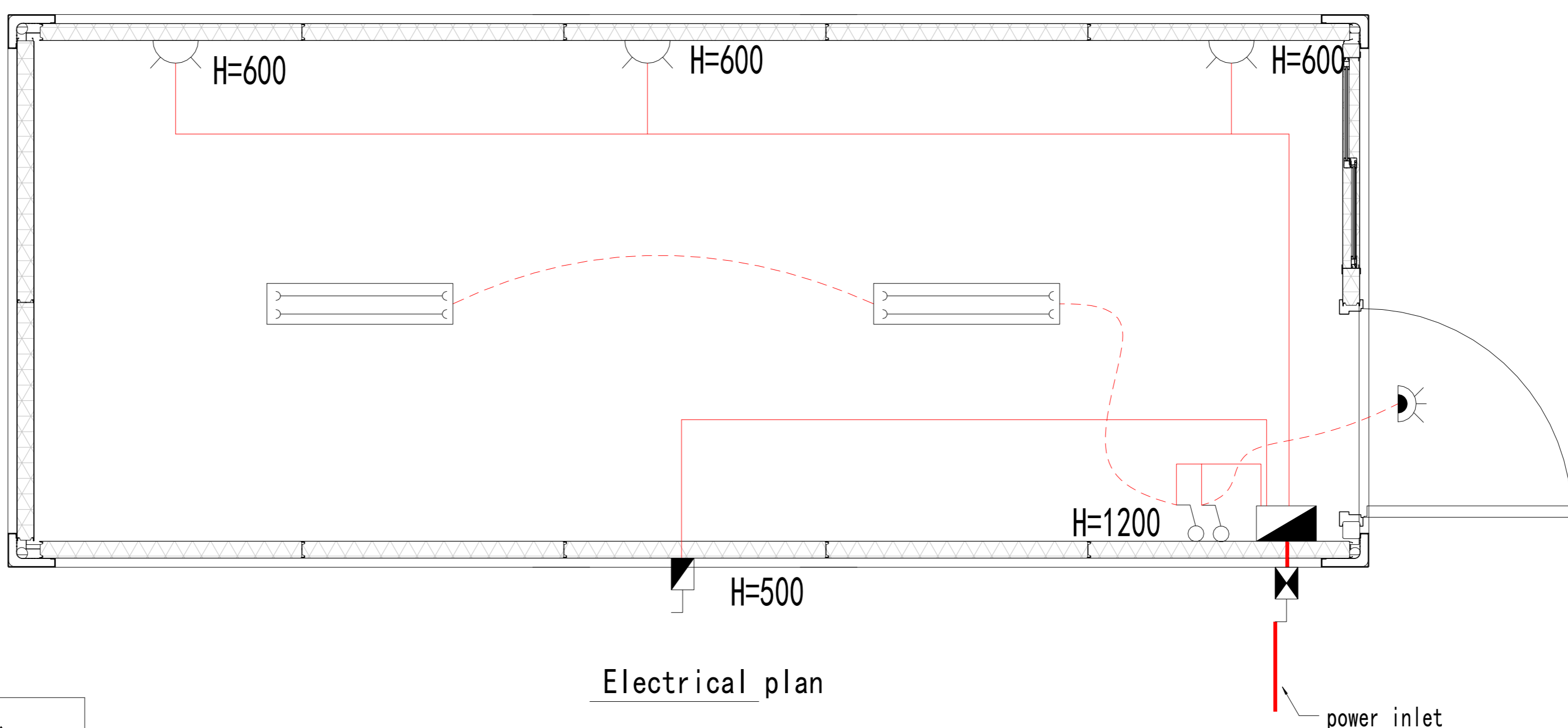
Rev.	Description	Date	who send
------	-------------	------	----------



Zhejiang Putian integrated housing Co., Ltd.
 Hangzhou Zhonggu Architecture Design (Institute) Co., Ltd.

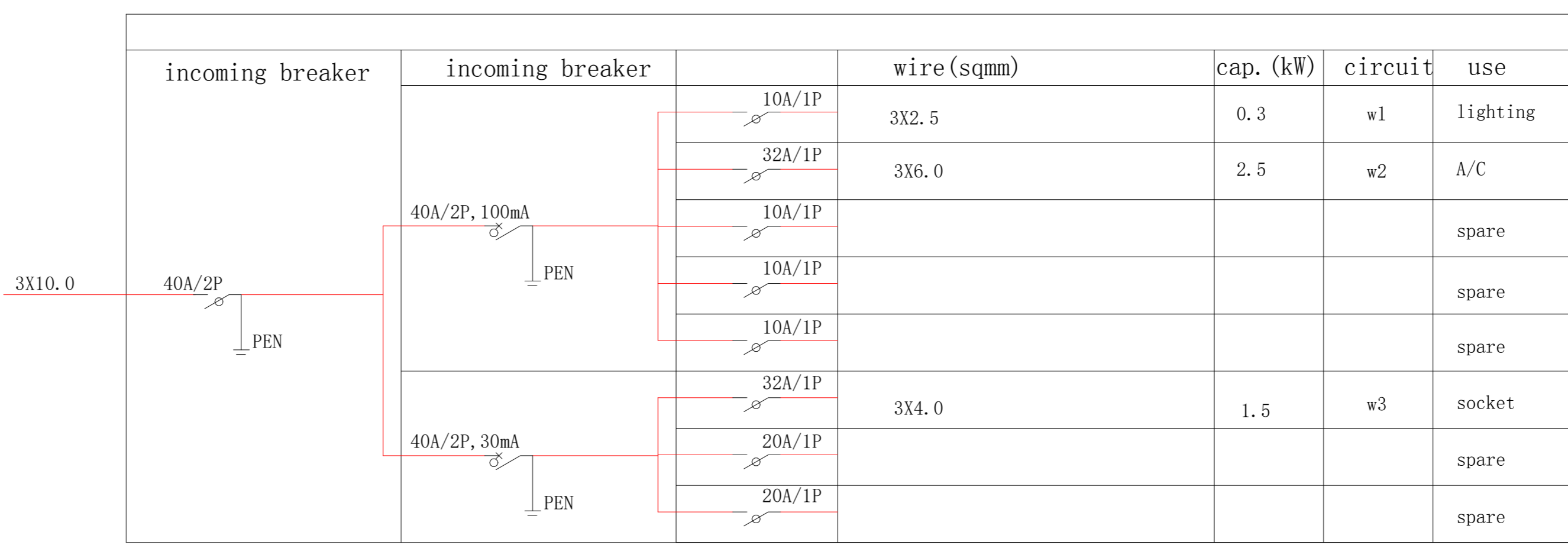
证书等级
 证书编号

合作设计单位
 Cooperative Designer



Electrical plan

	power inlet (3 pin, 40A)
	ventilator
	13A socket
	isolator for A/C
	double LED lamp (2x20W)
	single switch
	outdoor lamp (water-proofing)
	DB



incoming breaker	incoming breaker	wire (sqmm)	cap. (kW)	circuit	use
	10A/1P	3X2.5	0.3	w1	lighting
	32A/1P	3X6.0	2.5	w2	A/C
	10A/1P				spare
	10A/1P				spare
	10A/1P				spare
	32A/1P	3X4.0	1.5	w3	socket
	20A/1P				spare
	20A/1P				spare

工序	签名	日期
Process	Signature	Date

审定
 Authorized By

审核
 Verified By

项目负责人
 Process

校对人
 Checked By

设计
 Designed By

制图
 Drawn By

制
 Date

10/15/19

10/15/19

执业
 Engineer Signature

出图
 Engineer Signature

出图
 Engineer Signature

出图
 Engineer Signature

出图
 Engineer Signature

出图
 Engineer Signature

项目名称
 Project Name

Accommodation

图名
 Title

Electrical plan

工程编号
 Project No.

PT190493

专业
 Major

JZ

比例
 Scale

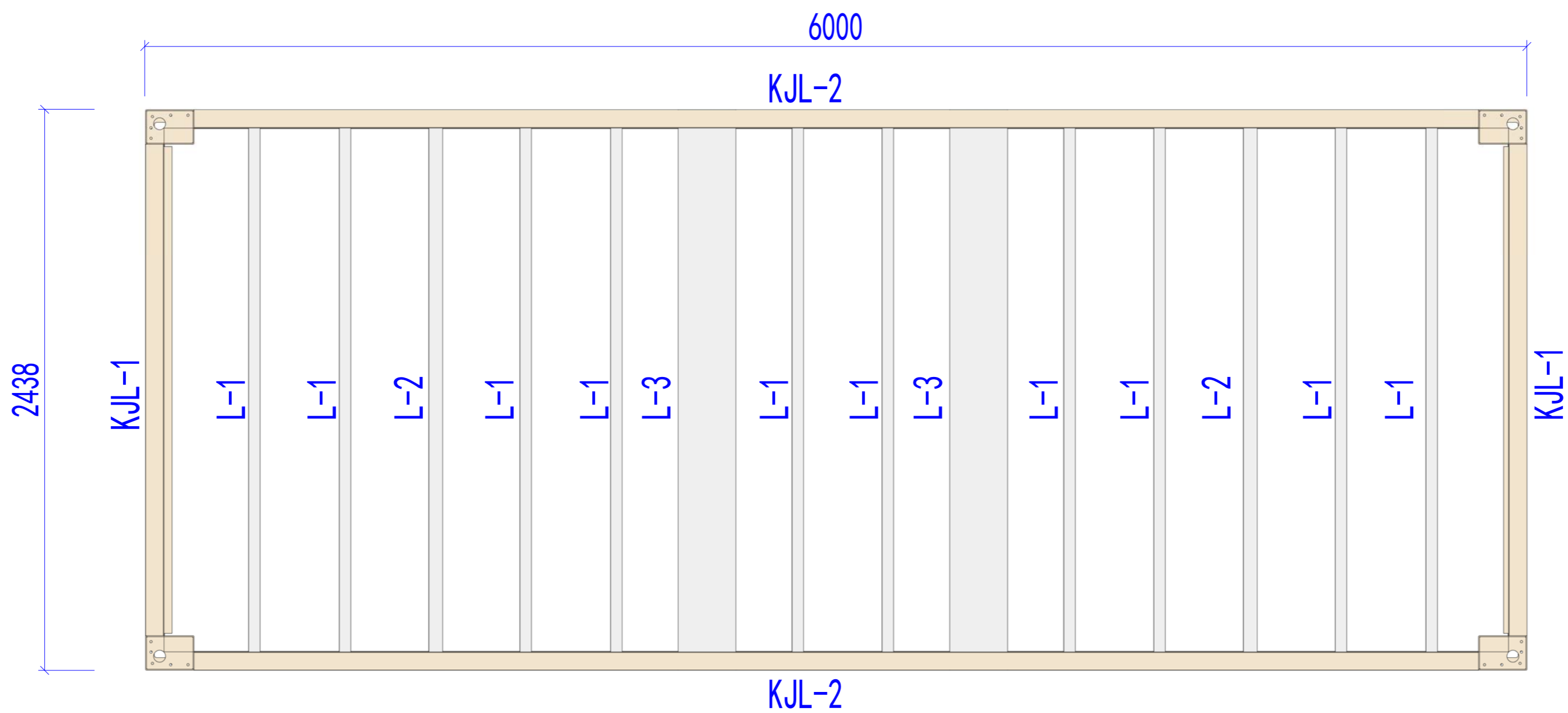
1:1

图号
 Drawing No.

J0-6

未盖技术出图章 本图纸无效
 This drawing is valid only after being stamped and signed.

动力	动力
照明	照明
给排水	给排水
暖通	暖通
结构	结构
电气	电气
其他	其他



Base structure plan

Specification	
KJL-1	373*2.5mm
KJL-2	373*3mm
L-1	50*100*1.8mm
L-2	60*100*1.8mm
L-3	

Copyright 2016.
 本图版权归浙江中天集成房屋有限公司所有，基本资料版权归设计院所有。
 THE OWNERSHIP OF THE COPYRIGHT IN THIS DRAWING REMAINS BY ZHEJIANG PUTIAN INTEGRATED HOUSING CO.,LTD. WRITTEN CONSENT MUST BE OBTAINED BEFORE ANY USE OR REPRODUCTION OF THE DRAWING.

版本 Rev.	修改内容 Description	日期 Date	负责人 who send
------------	---------------------	------------	-----------------

PTH
 Zhejiang Putian integrated housing Co., Ltd.
 Hangzhou Zhongou Architecture Design (Institute) Co., Ltd.

证书等级	
证书编号	

合作设计单位
 Cooperative Designer

工序 Process	签名 Signature	日期 Date
审定 Authorized By		
审核 Verified By		
项目负责人 Process		
校对人 Checked By		
设计 Designed By	设计者	11/15/19
制图 Drawn By	作者	11/15/19

执业签章
 Engineer Signature

出图签章
 Engineer Signature

项目名称
 Project Name
 Accommodation

题名
 Title
 Base structure plan

工程编号 No.	PT190493	专业 Prof.	JZ
比例 Scale	1:1	图号 Drawing No.	J0-7

未盖技术出图章 本图纸无效
 This drawing is valid only after being stamped and signed.

电力	暖通	动力
结构	给排水	
会	密	

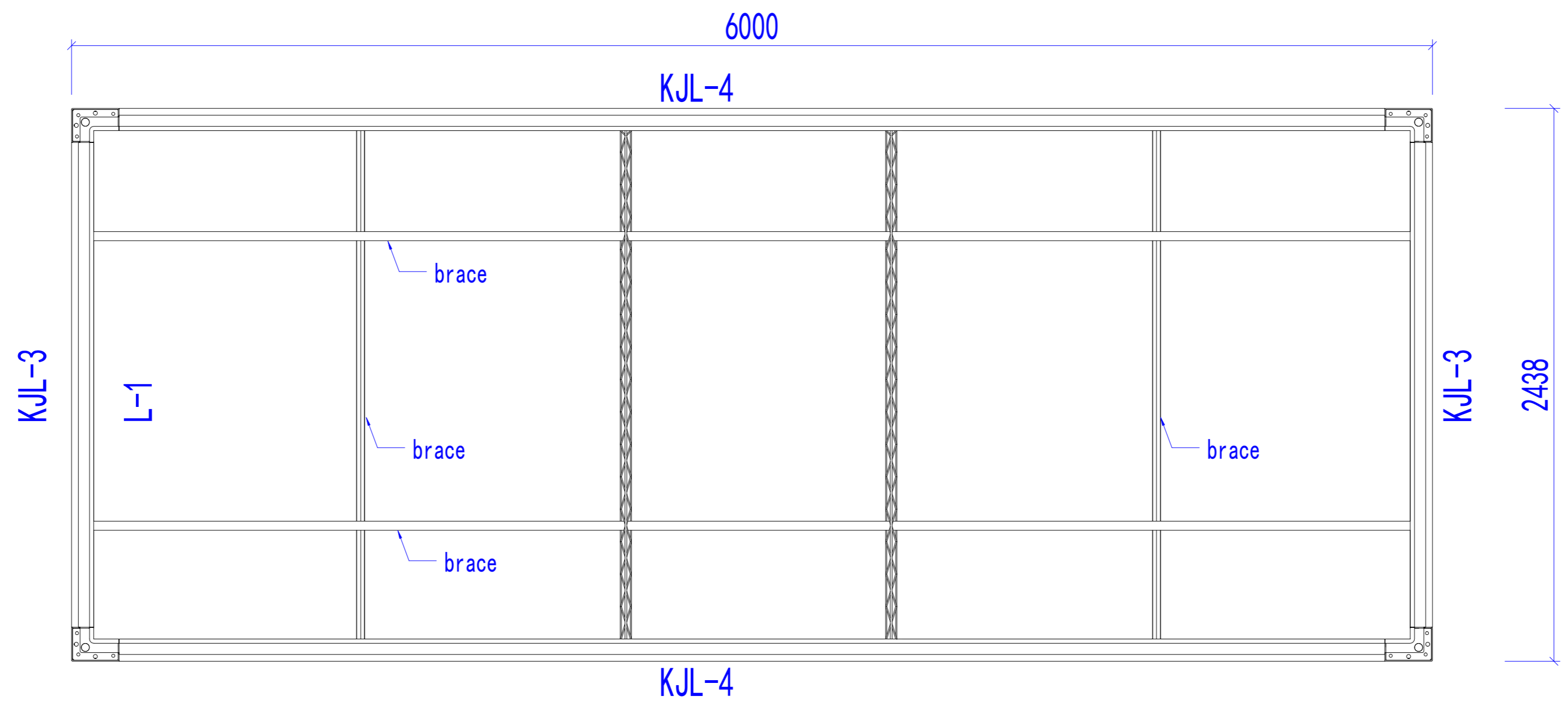
Copyright 2016.
 本图版权归浙江普天集成房屋有限公司所有，基本工程图样未经许可不得复制或传播。
 THE OWNERSHIP OF THE COPYRIGHT IN THIS DRAWING REMAINS BY ZHEJIANG PUTIAN INTEGRATED HOUSING CO., LTD. WRITTEN CONSENT MUST BE OBTAINED BEFORE ANY USE OR REPRODUCTION OF THE DRAWING.

证书等级	
证书编号	



Zhejiang Putian integrated housing Co., Ltd.
 Hangzhou Zhonggu Architecture Design (Institute) Co., Ltd.

合作设计单位
 Cooperative Designer



Roof structure plan

Specification	
KJL-3	428*2.5mm
KJL-4	428*3mm

工序 Process	签名 Signature	日期 Date
审定 Authorized By		
审核 Verified By		
项目负责人 Process		
校对 Checked By		
设计 Designed By	设计者	11/15/19
制图 Drawn By	作者	11/15/19

执业印章
 Engineer Signature

出图印章
 Engineer Signature

项目名称
 Project Name
 Accommodation

题名
 Roof structure plan

工程编号 No.	PT190493	专业 Prof.	JZ
比例 Scale		图号 No.	J0-8

未盖技术出图章 本图纸无效
 This drawing is valid only after being stamped and
 This drawing is invalid if not stamped.